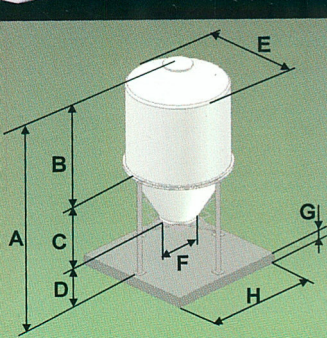



# Polyestersilo

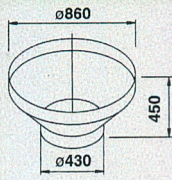



Modell	FüÙe	A	B	C	D	E	F	G	H
6m <sup>3</sup>	4	4390	1740	1450	1200	2050	860	200	2500
8m <sup>3</sup>	4	5150	2500	1450	1200	2050	860	250	2500
10m <sup>3</sup>	4	5420	2600	1620	1200	2230	860	300	2800
12m <sup>3</sup>	4	5990	3170	1620	1200	2230	860	300	2800
15m <sup>3</sup>	4	6090	3040	1850	1200	2490	860	300	3000
20m <sup>3</sup>	4	7280	4230	1850	1200	2490	860	300	3000
25m <sup>3</sup>	4	8480	5310	1970	1200	2490	860	400	3000
31m <sup>3</sup>	4	9510	5310	3000	1200	2490	860	400	3000

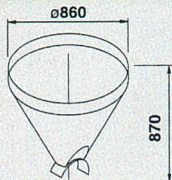
Alle Silos mit  
baurechtlicher Zulassung:



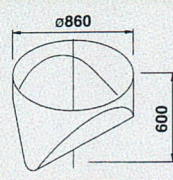
# Transport / Zubehör



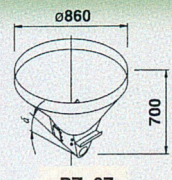
PZ. 01



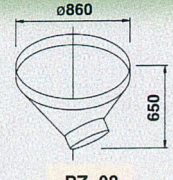
PZ. 02



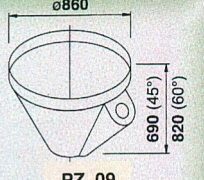
PZ. 03



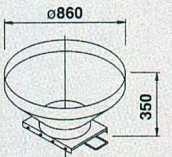
PZ. 07



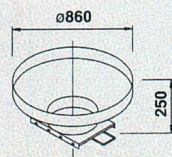
PZ. 08



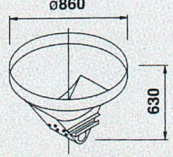
PZ. 09



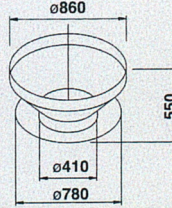
PZ. 04



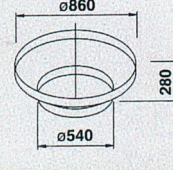
PZ. 05



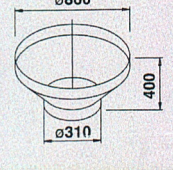
PZ. 06



PZ. 10



PZ. 11



PZ. 12

